Method for Avoiding Mechanical Interference when Connecting Optical Camera Link Cable Assembly to Camera

1. Introduction

Plugs of our optical camera link cable assemblies have large housings compared with housings of conventional metal cable assemblies, which might cause a mechanical interference when connecting the optical Camera Link cable assembly to the camera.

This application note describes an example of method for avoiding the mechanical interference.

2. Example of Mechanical Interference

(a) Interference between the receptacle of the circular connector for supplying power to the camera and the plug of the optical Camera Link cable assembly

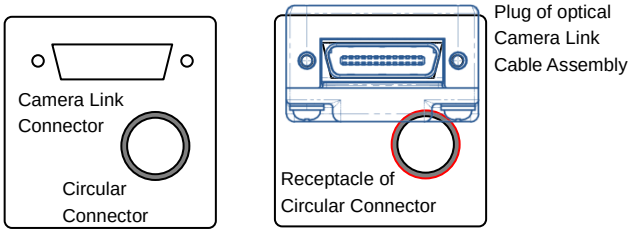

(b) Interference between the plug of the power supply cable assembly for the camera and the plug of the optical Camera Link cable assembly

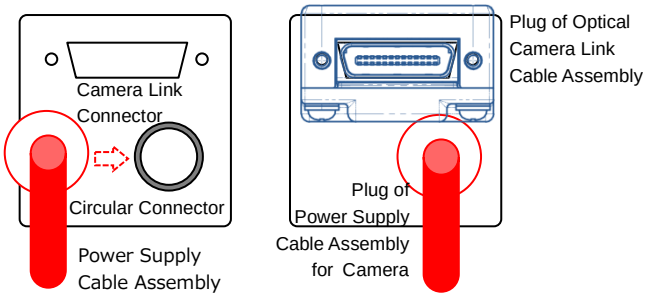

(c) Interference between two plugs of optical Camera Link cable assemblies connected each at connector 1 (Base-side) and connector 2 (Medium/Full-side).

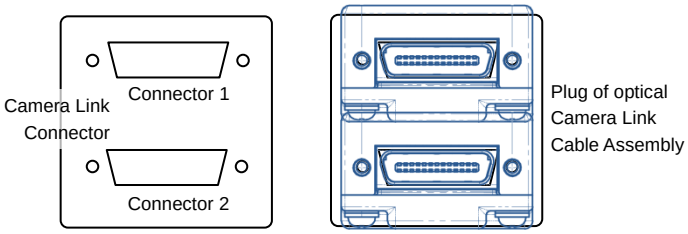

3. Example of Method for Avoiding Mechanical Interference

We recommend inserting a metal cable assembly between the camera and the optical Camera Link cable assembly. The metal cable assembly should have a plug at one end and a receptacle at the other end and the housing of the plug should be enough small to avoid the mechanical interference.

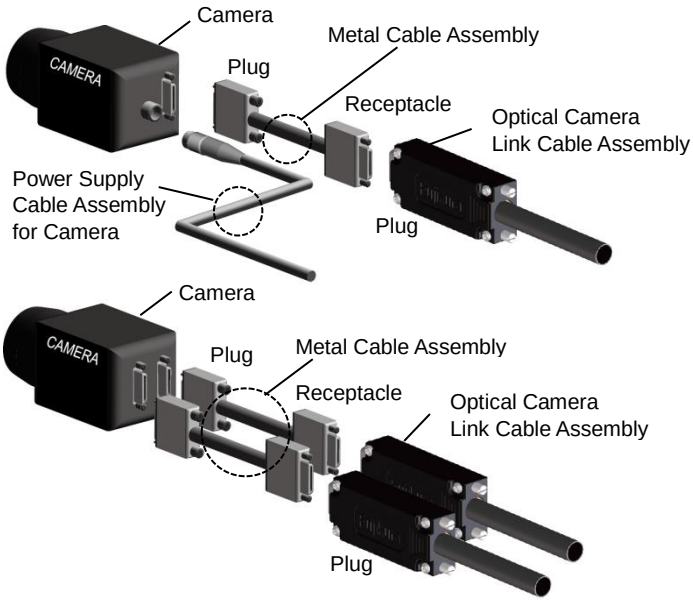

4. Notes

- The length of the metal cable assembly should be as short as possible. Recommended length will be around 30 to 50 cm only as a guide.
- The length of the two metal cable assemblies used for medium or full configuration should be same.
- The two metal cable assemblies used for full configuration should support full configuration in their specifications.
- The two metal cable assemblies used for PoCL to supply power to the camera from the grabber board should support PoCL in their specifications.

5. Suppliers of Metal Cable Assemblies

We recommend you contact your local supplier of Camera Link metal cable assemblies.

6. Disclaimer

- The information contained in this document is provided for reference only and subjected to change without notice.
- You assume full responsibility for the use of the information and understand and agree that Fujikura is not responsible or liable for any claim, loss or damage arising from the use of the information in this document.

Contact Information

Fujikura Ltd.
1-5-1, Kiba, Koto-ku, Tokyo 135-8512, Japan
Phone: +81-3-5606-1473
Fax: +81-3-5606-1598
E-mail: aoc-info@jp.fujikura.com