

Analog Output (Non-Digitally Corrected) & Single Point Pressure Threshold Detection Semiconductor Pressure Sensor

AH3 Series

Description

The AH3 pressure sensor series is composed of a silicon piezoresistive pressure sensing chip and a signal conditioning integrated circuit. The signal conditioning IC does not have A/D and D/A converter in a gain amplifier. Therefore the AH3 series can provide smooth analog amplified and temperature compensated output. Moreover the amplification circuit is designed with low noise output. As a unique function, the AH3 series has Single Point Pressure Threshold Detection. Analog output and threshold voltage are supplied to an internal comparator that compares two voltages and outputs a comparison result as digital output.



Features

- Narrow width dual in line package with horizontal port
- Non-digitally amplified and temperature compensated smooth analog output
- Single point pressure threshold detection
- High accuracy $\pm 1.5\%FS / 0$ to $+60^\circ C$
- Robust package against tubing stress
- Supply voltage 3.0, 3.3 & 5.0 Vdc
- Customization or modification available

Applications

- Medical devices
- Industrial pneumatic devices
- Consumer devices

 **RoHS Compliant**

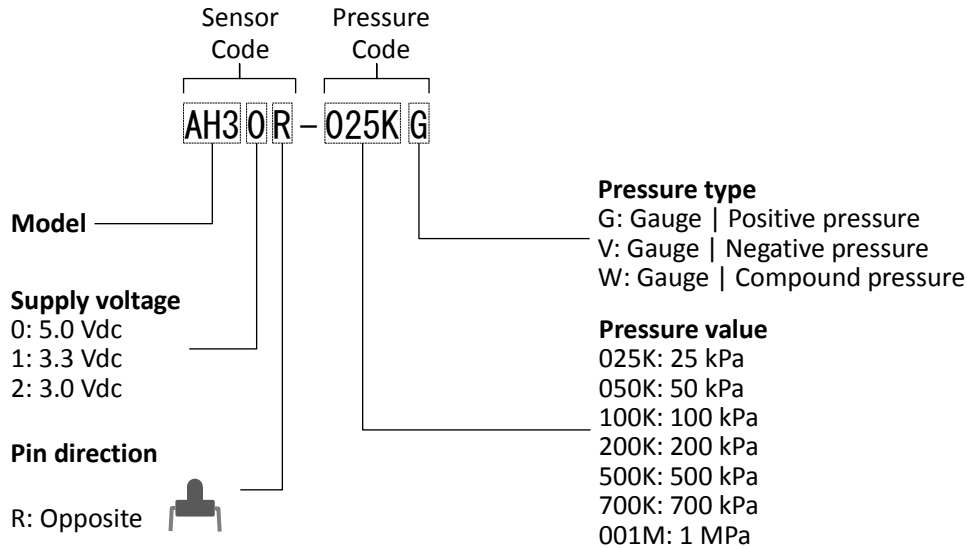
Device Lineup

Model	Pin Direction	Pressure Type	Supply Voltage	Accuracy	Pressure Range														
					-100 (-15)	-50 (-7)	0 (3)	25 (7)	50 (15)	100 (30)	200 (70)	500 (100)	700 (150)	1000 kPa (150)					
AH3	Opposite	Gauge	5.0 Vdc or 3.3 Vdc	$\pm 1.5\%FS$			025KG	050KG	100KG	200KG	500KG	700KG	001MG						
			3.0 Vdc	$\pm 2.0\%FS$	050KV	100KV	100KW												
Same as the above																			

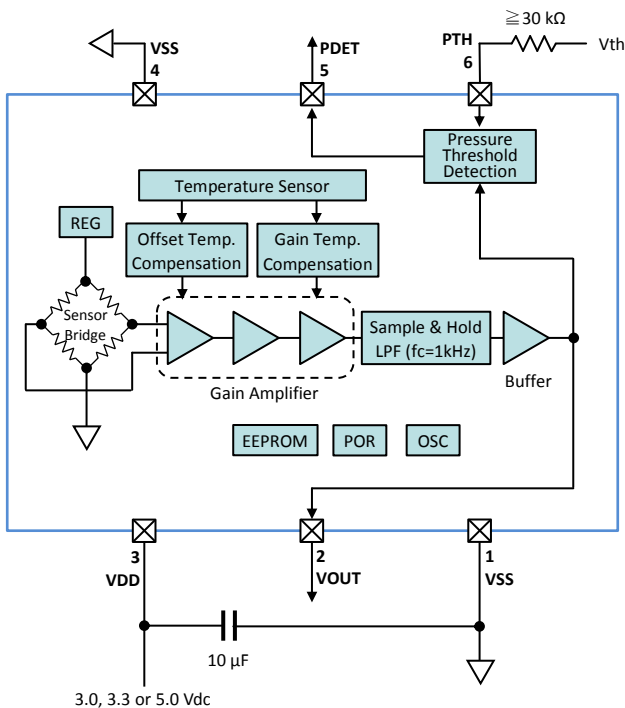
Analog Output (Non-Digitally Corrected) & Single Point Pressure Threshold Detection Semiconductor Pressure Sensor

AH3 Series

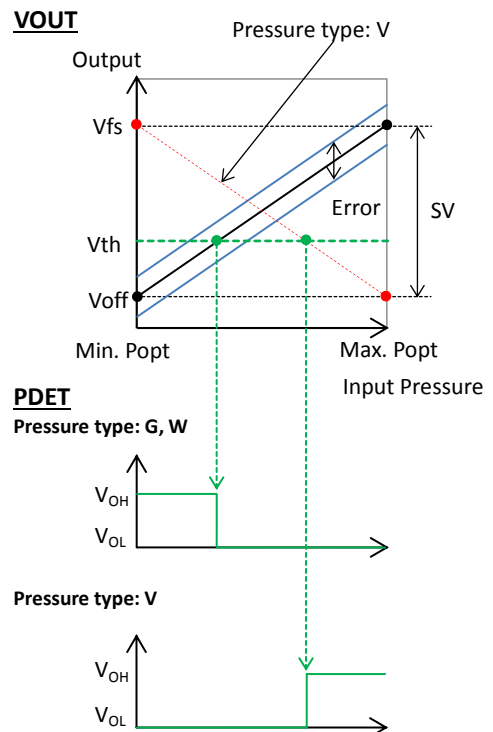
Device Name Code



Block Diagram



Output Characteristics



Analog Output (Non-Digitally Corrected) & Single Point Pressure Threshold Detection Semiconductor Pressure Sensor

AH3 Series

Absolute Maximum Ratings

Item	Symbol	Rating	Unit
Supply Voltage	VDDmax	6	Vdc
Input Voltage	VIN	VSS - 0.3 to VDD + 0.3	V
Load Pressure	Pmax+	See Pressure Range Table	
Operating Temperature	Topt	-40 to +105	°C
Storage Temperature	Tstg	-40 to +105	°C

General Specifications

Item	Symbol	Sensor Code			Unit
		AH30R	AH31R	AH32R	
Supply Voltage	VDD	5.0 ± 0.25	3.3 ± 0.165	3.0 ± 0.15	Vdc
Type of Pressure	-	Gauge pressure			
Pressure Media	-	Non-corrosive gases			
Compensated Temperature	-	0 to +60			°C
Operating Humidity	Hopt	30 to 85 (non-condensing)			%RH
Storage Humidity	Hstg	30 to 85 (non-condensing)			%RH

Pressure Range

Item	Symbol	Pressure Code										Unit
		025KG	050KG	100KG	200KG	500KG	700KG	001MG	050KV	100KV	100KW	
Absolute Maximum Load Pressure	Pmax+	+50	+100	+200	+400	+1000	+1400	+1500	+100	+200	+200	kPa
Measurement Pressure	Popt	Min.	0	0	0	0	0	0	-50	-100	-100	
		Max.	+25	+50	+100	+200	+500	+700	+1000	0	0	+100

Electrical Characteristics

Load resistor RL = ∞, Ambient temperature Ta = 25°C

Sensor Code	Item	Condition	Symbol	Rating			Unit
				Min.	Typ.	Max.	
AH30R VDD = 5.0 Vdc	Offset Voltage	Pressure type G, W: Min. Popt V: Max. Popt	Voff	0.1325	0.2	0.2675	V
	Full Scale Voltage	Pressure type G, W: Max. Popt V: Min. Popt	Vfs	4.6325	4.7	4.7675	V
	Span Voltage	Min. to max. Popt	SV	-	4.5	-	V
	Accuracy	0 to 60°C	Error	-1.5 -0.0675	-	+1.5 +0.0675	%FS V
	Supply Current		Ic	-	-	6	mAdc
AH31R VDD = 3.3 Vdc	Offset Voltage	Pressure type G, W: Min. Popt V: Max. Popt	Voff	0.2595	0.3	0.3405	V
	Full Scale Voltage	Pressure type G, W: Max. Popt V: Min. Popt	Vfs	2.9595	3.0	3.0405	V
	Span Voltage	Min. to max. Popt	SV	-	2.7	-	V
	Accuracy	0 to 60°C	Error	-1.5 -0.0405	-	+1.5 +0.0405	%FS V
	Supply Current		Ic	-	-	5	mAdc
AH32R VDD = 3.0 Vdc	Offset Voltage	Pressure type G, W: Min. Popt V: Max. Popt	Voff	0.096	0.15	0.204	V
	Full Scale Voltage	Pressure type G, W: Max. Popt V: Min. Popt	Vfs	2.796	2.85	2.904	V
	Span Voltage	Min. to max. Popt	SV	-	2.7	-	V
	Accuracy	0 to 60°C	Error	-2.0 -0.054	-	+2.0 +0.054	%FS V
	Supply Current		Ic	-	-	5	mAdc
Pressure Threshold Detection	Type of Output		PDET	CMOS			
	Threshold Input to PTH		Vth	0.1 x VDD	-	0.9 x VDD	V
	Input Impedance of PTH		Zin	1	-	-	MΩ
	Output from PDET	VOUT < Vth	VOH	0.9 x VDD	-	-	V
		VOUT ≥ Vth	VOL	-	-	0.1 x VDD	V
Pressure Hysteresis		Phys	-	0.05 x VDD	-	V	
Common	Response Time	for reference	tr	-	1	-	msec.
	Load Resistor	VOUT - VSS or VDD - VOUT	RL	9.5	-	-	kΩ
	Load Capacitance	VOUT - VSS	CL	-	-	50	pF

Analog Output (Non-Digitally Corrected) & Single Point Pressure Threshold Detection Semiconductor Pressure Sensor

AH3 Series

Package Dimensions

unit: mm

