


Low Pressure & Digital Output Semiconductor Pressure Sensor

Gauge Pressure Type

AL4 Series

Description

The AL4 pressure sensor series is a low pressure and digital output pressure sensor. It composed of a silicon piezoresistive pressure sensing chip and a signal conditioning integrated circuit. The low-level signal from the sensing chip is amplified, temperature compensated, calibrated and finally converted to digital data that is proportional with the applied pressure.



AL4*DB

Features

- Low pressure range (Gauge)
- High proof pressure +100 kPa
- I²C or SPI digital output
- High accuracy ±1.0 %FS
- Supply voltage 3.0, 3.3 & 5.0 Vdc
- Low supply current Max 3.5 mA at 3.3 Vdc
- Moisture sensitivity level (MSL) 1
- Miniature 11.36mm x 10.32 mm SMT package
- Dual barbed ports
- Operating temperature -40 to 85°C
- Compensated temperature -5 to 65°C
- Pressure range modification available

Applications

- Battery-operated Devices
- Medical Devices
- Industrial Pneumatic Devices
- Consumer Devices

✓ RoHS Compliant

Device Lineup

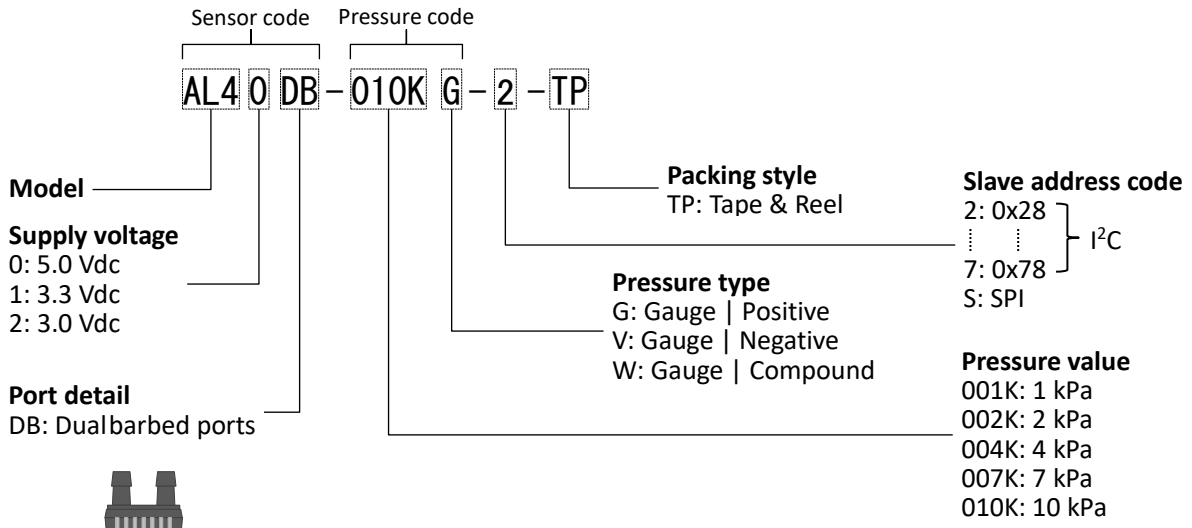
Model	Pressure Type	Supply Voltage	Accuracy	Pressure Range																	
				-10 (-100)	-7 (-70)	-4 (-40)	-2 (-20)	-1 (-10)	0	1 (10)	2 (20)	4 (40)	7 (70)	10 kPa (100) cmH ₂ O							
AL4	Gauge	5.0 Vdc 3.3 Vdc 3.0 Vdc	±1.0%FS								002KG										
														004KG							
																					007KG
																					010KG
														002KV							
														004KV							
														007KV							
														010KV							
															001KW						
															002KW						
															004KW						
															007KW						
															010KW						

Low Pressure & Digital Output Semiconductor Pressure Sensor

Gauge Pressure Type

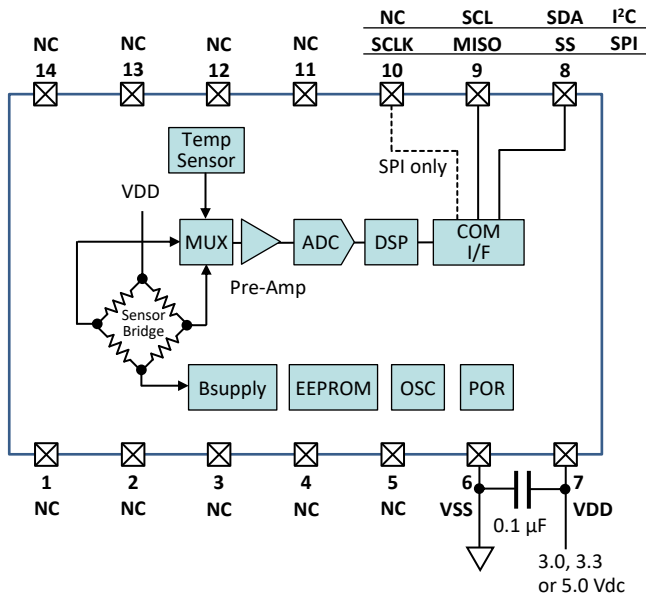
AL4 Series

Device Name Code

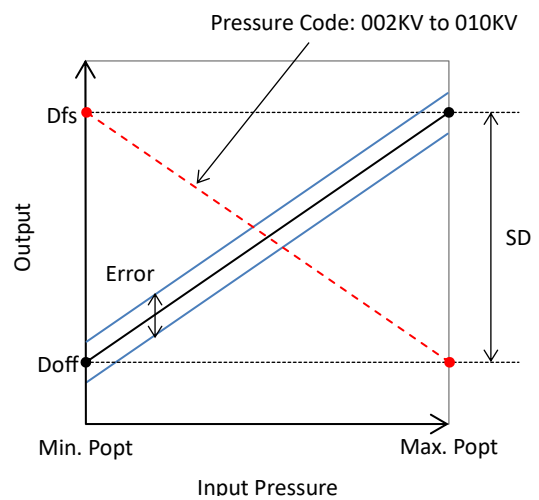


Block Diagram

Communication mode is factory setting.
 User can NOT change communication mode like I²C to SPI or SPI to I²C.



Output Characteristics



Low Pressure & Digital Output Semiconductor Pressure Sensor

Gauge Pressure Type

AL4 Series

Absolute Maximum Ratings

Item	Symbol	Rating	Unit
Supply Voltage	VDDmax	-0.3 to +6	Vdc
Voltage at Digital I/O Pins	Vdiomax	-0.3 to VDD + 0.3	Vdc
Proof Pressure, Burst Pressure		See Pressure Range Table	
Operating Temperature	Topt	-40 to +85	°C
Storage Temperature	Tstg	-40 to +85	°C

General Specifications

Item	Symbol	Sensor Code			Unit
		AL40DB	AL41DB	AL42DB	
Supply Voltage	VDD	5.0±0.25	3.3±0.165	3.0±0.15	Vdc
Type of Pressure	-	Gauge pressure			
Pressure Media	-	Non-corrosive gases			
Compensated Temperature	-	-5 to +65			°C
Operating Humidity	Hopt	to 95 (non-condensing, +65°C)			%RH
Storage Humidity	Hstg	to 95 (non-condensing, +65°C)			%RH

Pressure Range

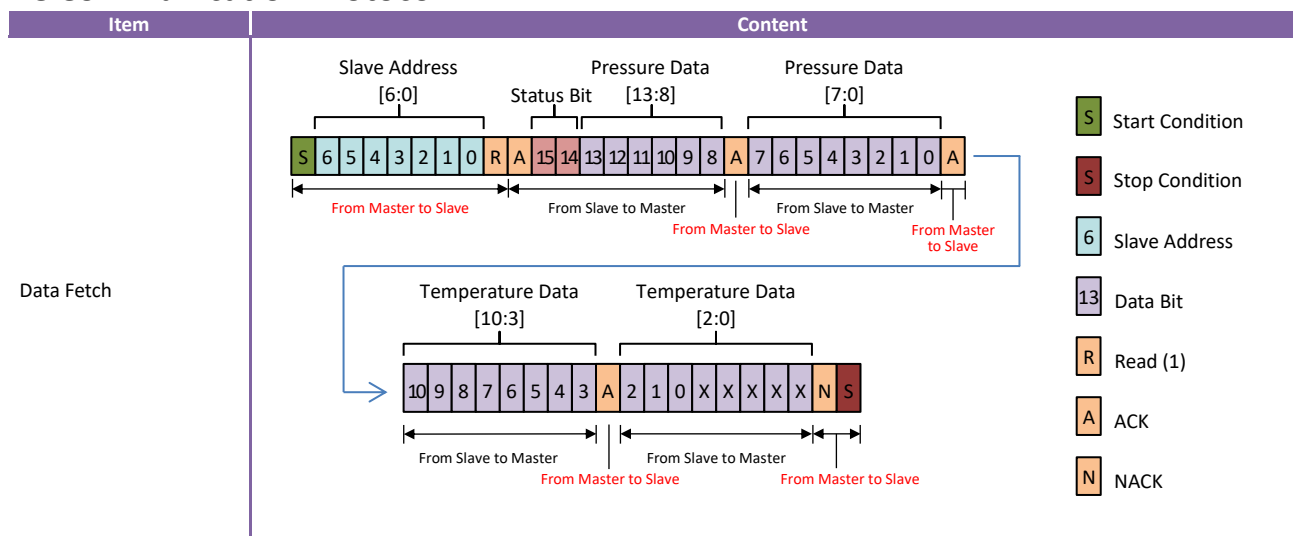
Item	Symbol	Pressure Code													Unit
		002KG	004KG	007KG	010KG	002KV	004KV	007KV	010KV	001KW	002KW	004KW	007KW	010KW	
Abs. Max. Proof Pressure	Pmax+	+100	+100	+100	+100	+100	+100	+100	+100	+100	+100	+100	+100	+100	
Abs. Min. Burst Pressure	Pburst	+100	+100	+100	+100	+100	+100	+100	+100	+100	+100	+100	+100	+100	
Measurement Pressure	Popt	Min.	0	0	0	0	-2	-4	-7	-10	-1	-2	-4	-7	-10
		Max.	+2	+4	+7	+10	0	0	0	0	+1	+2	+4	+7	+10

Electrical Characteristics

Ambient temperature Ta = 25°C

Item	Condition	Symbol	Rating			Unit
			Min.	Typ.	Max.	
Offset Pressure Data	Min. Popt, 002KV to 010KV: Max. Popt	Doff	672	819	966	Count
Full Scale Pressure Data	Max. Popt, 002KV to 010KV: Min. Popt	Dfs	15418	15565	15712	Count
Span Pressure Data	Min. to max. Popt	SD	-	14746	-	Count
Accuracy	-5 to +65°C	Error	-1.0	-	+1.0	%FS
Supply Current	VDD = 5 Vdc	Ic	-	-	4.5	mAdc
	VDD = 3.3, 3.0 Vdc		-	-	3.5	
Response Time	for reference	tr	-	1	-	msec.

I²C Communication Protocol



I²C™ is a trademark of NXP Semiconductors.

Low Pressure & Digital Output Semiconductor Pressure Sensor

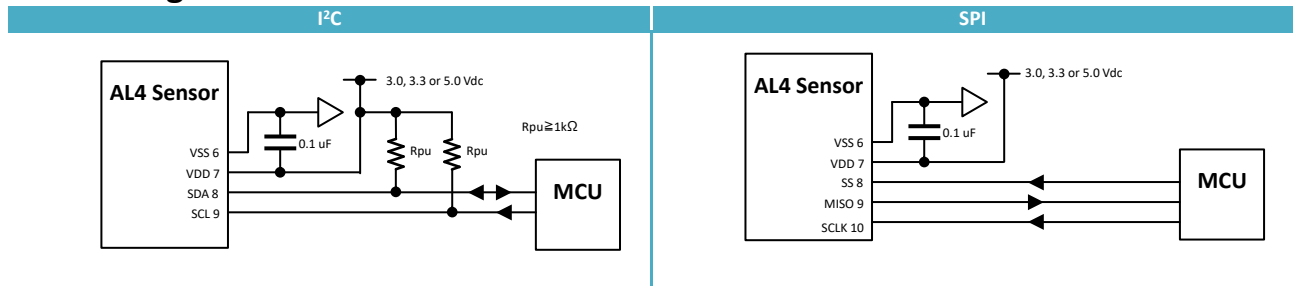
Gauge Pressure Type

AL4 Series

SPI Communication Protocol

Item	Content
Data Fetch	
	<p>Packet = [{S(1:0),P(13:8)},{P(7:0)},{T(10:3)},{T(2:0),xxxxx}]</p> <p>S(1:0) = Status bits of packet (Normal, Command, Busy, EEPROM Error)</p> <p>P(13:8) = Upper 6 bits of 14-bit pressure data</p> <p>P(7:0) = Lower 8 bits of 14-bit pressure data</p> <p>T(10:3) = Corrected temperature data (if application does not require corrected temperature data, terminate read only.)</p> <p>T(2:0),xxxxx = Remaining bits of corrected temperature data for full 11-bit resolution</p> <p>Hi-Z = High impedance</p>

Circuit Diagram



Package Dimensions

unit: mm

